

WHERE THE ELEMENTS
COME TOGETHER

WATERFRONT



WATERFRONT 90N / WATERFRONT 90W

WATERFRONT 90G






WATERFRONT

COLOR BODY PORCELAIN TILE
 GRES PORCELLANATO COLORATO IN MASSA
 GRÈS CÉRAME TEINTÉ DANS LA MASSE
 EINGEFÄRBTES FEINSTEINZEUG
 GRES PORCELÁNICO COLOREADO EN MASA
 КЕРАМОГРАНИТ ОКРАШЕННЫЙ В МАССЕ
 彩色通体瓷质砖

CONFORME / ACCORDING TO / CONFORME
 KONFORM / CONFORME / СООТВЕТСТВУЕТ / 合格
UNI EN 14411 - G BIa



RM V2



90X90 / 36"X36"



60X60 / 24"X24"



WATERFRONT

COLOR BODY PORCELAIN TILE

GRES PORCELLANATO COLORATO IN MASSA / GRÈS CÉRAMÉ TEINTÉ DANS LA MASSE / EINGEFÄRBTES FEINSTEINZEUG
GRES PORCELÁNICO COLOREADO EN MASA / КЕРАМОГРАНИТ ОКРАШЕННЫЙ В МАССЕ / 彩色通体瓷质砖

CONFORME / ACCORDING TO / CONFORME / KONFORM / CONFORME / СООТВЕТСТВУЕТ / 合格
UNI EN 14411 - G B1a



B

CP

W

G



N

	WATERFRONT B	WATERFRONT 90B	WATERFRONT 60B	MK.WATERFR.30B	MK.WATERFR. B
	WATERFRONT CP	WATERFRONT 90CP	WATERFRONT 60CP	MK.WATERFR.30CP	MK.WATERFR. CP

N

	WATERFRONT W	WATERFRONT 90W	WATERFRONT 60W	MK.WATERFR.30W	MK.WATERFR. W
	WATERFRONT G	WATERFRONT 90G	WATERFRONT 60G	MK.WATERFR.30G	MK.WATERFR. G



90X90
36"X36"




60X60
24"X24"



30X30
12"X12"



30X30
12"X12"



90X90
36"X36"



60X60
24"X24"



30X30
12"X12"



30X30
12"X12"

WATERFRONT

COLOR BODY PORCELAIN TILE

GRES PORCELLANATO COLORATO IN MASSA / GRÈS CÉRAMÉ TEINTÉ DANS LA MASSE / EINGEFÄRBTES FEINSTEINZEUG
GRES PORCELÁNICO COLOREADO EN MASA / КЕРАМОГРАНИТ ОКРАШЕННЫЙ В МАССЕ / 彩色通体瓷质砖

CONFORME / ACCORDING TO / CONFORME / KONFORM / CONFORME / COOTBETCTBYET / 合格
UNI EN 14411 - G BIa



N



N

WATERFRONT N	WATERFRONT 90N	WATERFRONT 60N	MK.WATERFR.30N	MK.WATERFR. N
---------------------	----------------	----------------	----------------	---------------



90X90
36"X36"



60X60
24"X24"



30X30
12"X12"

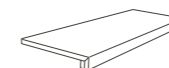


30X30
12"X12"

Pezzi speciali / Trims / Pièces spéciales / Sonderstücke
Piezas especiales / Специальные элементы / 特制件



6X60 △ 10
2.4"X24"



60X32,5 △ 4
24"X12.8"

WATERFRONT B	WATERFR. BT60B	WATERFR. G60B
WATERFRONT CP	WATERFR. BT60CP	WATERFR. G60CP
WATERFRONT W	WATERFR. BT60W	WATERFR. G60W
WATERFRONT G	WATERFR. BT60G	WATERFR. G60G
WATERFRONT N	WATERFR. BT60N	WATERFR. G60N

Imballi / Packaging / Emballages / Verpackungen
Embalajes / Упаковки / 包装

FORMATO NOMINALE NOMINAL SIZE	BORDO EDGE	SPESSORE THICKNESS	BOX			PALLET		
			PZ/BOX PCS/BOX	MQ/BOX SM/BOX	KG/BOX KG/BOX	BOX/PALLET BOXES/PALLET	MQ/PALLET SM/PALLET	KG/PALLET KG/PALLET
90X90 / 36"X36"	RECTIFIED	10	2	1,62	37,25	22	35,64	839,50
60X60 / 24"X24"	RECTIFIED	10	3	1,08	23,98	32	34,56	787,36
30X30 MOSAIC / 12"X12"	RECTIFIED	10	6	0,54	10,55	48	25,92	526,40

ARTICOLO	DIN 51130 (R)	DIN 51097 (A+B+C)	BCR REP.CEC 6/81		DM 14/6/89 N.236		PENDULUM TEST BS (INGLESE)	PENDULUM TEST AS/NZS 4856:2004 (AUSTRALIANO)	PENDULUM TEST UNE ENV 12633:2003 (SPAGNOLO)	BOT 3000 (DCOF) average value
			g.a.	g.b.	c.a.	g.b.				
WATERFRONT	R10	A	> 0,4	> 0,4	> 0,4	> 0,4	> 25	-	1	> 0.42