

ATLANTIS

ABK

EMOZIONI IN SUPERFICIE


ATLANTIS

ABK
EMOZIONI IN SUPERFICIE

ATLANTIS

IL RIGORE DELLA PIETRA SI TRASFORMA IN UN PERCORSO DI RICERCA CREATIVA SULLE LAVORAZIONI DI SUPERFICIE. ABK RE-INTERPRETA, IN UNA PALETTE DI COLORI POLVEROSI E IN UNA VASTA GAMMA DI FINITURE, LA VARIETÀ LAPIDEA COMUNEMENTE NOTA COME ATLANTIS STONE, PER VESTIRE CON SOBRIA ELEGANZA TUTTE LE SITUAZIONI, SIA IN CHE OUTDOOR.


THE RIGOUR OF STONE IS TRANSFORMED THROUGH CREATIVE RESEARCH INTO SURFACE PROCESSING TECHNIQUES. ABK REINTERPRETS A MATERIAL GENERALLY KNOWN AS ATLANTIS STONE IN A PALETTE OF DUSTY COLOURS AND A VAST ARRAY OF FINISHES, LENDING SOBER ELEGANCE TO A WIDE RANGE OF INDOOR AND OUTDOOR SITUATIONS.



SMOKE



GREY



SAND



TAUPE



MOON





NATURALE

HAMMERED

GRIP

LAPPATO

ATLANTIS

IN



NATURALE
HAMMERED
LAPPATO

OUT



GRIP R11
OUT.20 R11

ATLANTIS


MATCHING MATERIALS

Attraverso le molteplici ispirazioni offerte dalla gamma ABK, è possibile personalizzare ogni ambiente donandogli una sensazione materica sempre differente.

Pietra, legno, metallo, marmo e pattern decorativi si combinano sapientemente tra loro, dando vita a sorprendenti contaminazioni stilistiche per architetture estremamente contemporanee.

The many inspirations behind the ABK range can be used to customise any space and create constantly changing material effects.

Stone, wood, metal, marble and decorative pattern are skilfully combined to create a surprising crossover style ideal for highly contemporary architectural solutions.



ATLANTIS + WIDE&STYLE



ATLANTIS + ECO CHIC



ATLANTIS + SENSI JEMS



ATLANTIS + PLAY + NATIVE

CONTENT

SMOKE

P.08

GREY

P.16

SAND

P.24

TAUPE

P.32

MOON

P.38

SMOKE



FLOOR
Atlantis Smoke 120x120 rett

KITCHEN VOLUME AND SHUTTERS
Atlantis Smoke 160x320

ABKSTONE - KITCHEN TOP
Atlantis Smoke 163,5x323 12 mm




FLOOR
Atlantis Smoke 120x120 rett

KITCHEN VOLUME AND SHUTTERS
Atlantis Smoke 160x320

ABKSTONE - KITCHEN TOP
Atlantis Smoke 163,5x323 12 mm

FLOOR
Atlantis Smoke Hammered 60x90 rett 20 mm, elemento L, griglia





WALL

Atlantis Smoke 120x278 rett
Atlantis Smoke mix sizes 30x60 rett
list. Phard 5x60
Wide&Style Rainbow Phard 120x278

FLOOR

Atlantis Smoke 60x120 rett

ABKSTONE - TOP

Atlantis Smoke 163,5x323 12 mm

GREY



INDOOR FLOOR
Atlantis Grey 90x90 rett

OUTDOOR FLOOR
Atlantis Grey grip R11 60x60 rett

ABKSTONE - TABLE
Interno 9 Rust 163,5x323 12 mm



OUTDOOR FLOOR
Atlantis Grey grip R11 60x60 rett
Atlantis Grey ELEMENTO L 15x90x5





WALL

Eco Chic Mix Sizes Avana 30x60 rett
Atlantis Mix Sizes Grey 30x60 rett
Atlantis Grey rett. 60x120 rett

FLOOR

Eco Chic Avana 20x120 rett

bathdesign - WASHBASIN TOP and VANITY TOP
Eco Chic Avana 20x120 rett



WALL

Atlantis Grey Hammered 60x120 rett
Eco Chic Avana 20x120 rett

FLOOR

Atlantis Grey Hammered 60x120 rett

bathdesign - VANITY TOP
Eco Chic Avana 20x120 rett



SAND



FLOOR
Atlantis Sand 120x120 lapp.

ABKSTONE - COFFEE TABLE
Sensi Gems Taj Mahal 163,5x323 12 mm lux

FLOOR
Atlantis Sand Hammered 60x90 rett 20 mm





WALL
Atlantis Sand 120x278 rett
Sensi Gems Taj Mahal soft 120x278

FLOOR
Atlantis Sand 60x120 rett

bathdesign - WASHBASIN
Atlantis Sand 120x278 rett

bathdesign - WASHBASIN TOP
Eco Chic Avana 20x120 rett





WALL
Atlantis Sand 40x120 rett
Atlantis Sand Sticks 40x120 rett

FLOOR
Eco Chic Brown 20x120 rett



TAUPE



FLOOR
Atlantis Taupe 60x120 lapp

ABKSTONE - TABLE TOP
Essence Avana 163,5x323 20 mm

WALL
Atlantis Taupe Mix Sizes 30x60 rett



WALL
Atlantis Taupe 60x120 rett
Sensi Gems Crystal 60x120 rett

FLOOR
Atlantis Taupe 60x120 rett

ABKSTONE - TOP
Interno 9 Rust 163,5x323 12 mm



MOON



FLOOR
Atlantis Moon 60x120 rett



FLOOR
Atlantis Moon 60x120 rett



WALL

Atlantis Moon 60x120 rett
Atlantis Taupe 60x120 rett
Play Concrete Retro mix 20x20

FLOOR

Atlantis Moon 60x60 rett
Atlantis Taupe 60x60 rett

bathdesign- TOP and WASHBASIN
Native Ash 160x320 rett



FLOOR

OUT.20 Atlantis Moon Hammered 60x90 rett 20 mm, elemento L grip, griglia

ATLANTIS

	▼ ▲	SMOKE	SMOKE HAMMERED	GREY	GREY HAMMERED	SAND	SAND HAMMERED	TAUPE	MOON
160x320 64"x128" rett.	6	•				•			
120x278 48"x111" rett.	6	•		•		•			
120x120 48"x48" rett.	9	•	•	•	•	•	•	•	•
120x120 48"x48" lapp.	9	•		•		•		•	•
60x120 24"x48" rett.	9	•	•	•	•	•	•	•	•
60x120 24"x48" lapp.	9	•		•		•		•	•
30x60 12"x24" rett.	9	•		•		•		•	•
60x60 24"x24" rett.	9	•		•		•		•	•
60x60 24"x24" grip rett. R11	9	•		•		•			
60x90 24"x36" R11	20		•		•		•		
40x120 16"x48" rett. RIVESTIMENTO IN PASTA BIANCA WHITE BODY WALL TILES	6			•		•			

SMOKE

160x320 rett.	0005840
*120x278 rett.	0008098
120x120 rett.	0005853
120x120 lapp.	0005858
60x120 rett.	0005863
60x120 lapp.	0005868
90x90 rett.	0005884
60x60 rett.	0006497
30x60 rett.	0006916

ABKSTONE

163,5x323 nat.	0005839	± 6 mm
163,5x323 nat.	0006282	± 12 mm

▼
6 mm
▲

▼
9 mm
▲



SMOKE HAMMERED

120x120 rett.	0005873
60x120 rett.	0005875

▼
9 mm
▲



*Fino ad esaurimento scorte l'art. verrà consegnato nel formato 120x270.
*The item will be delivered size 120x270 until stocks are exhausted.

ATLANTIS

GREY

*120x278 rett.	0008097
----------------	----------------

120x120 rett.	0005850
---------------	----------------

120x120 lapp.	0005855
---------------	----------------

60x120 rett.	0005860
--------------	----------------

60x120 lapp.	0005865
--------------	----------------

90x90 rett.	0005881
-------------	----------------

60x60 rett.	0006495
-------------	----------------

30x60 rett.	0006914
-------------	----------------

▼
6 mm
▲

▼
9 mm
▲



GREY HAMMERED

120x120 rett.	0005872
---------------	----------------

60x120 rett.	0005874
--------------	----------------

▼
9 mm
▲



SAND

*120x278 rett.	0008099
----------------	----------------

120x120 rett.	0006482
---------------	----------------

120x120 lapp.	0006505
---------------	----------------

60x120 rett.	0006483
--------------	----------------

60x120 lapp.	0006484
--------------	----------------

90x90 rett.	0006489
-------------	----------------

60x60 rett.	0006499
-------------	----------------

30x60 rett.	0006918
-------------	----------------

▼
6 mm
▲

▼
9 mm
▲



SAND HAMMERED

120x120 rett.	0006486
---------------	----------------

60x120 rett.	0006487
--------------	----------------

▼
9 mm
▲



*Fino ad esaurimento scorte l'art. verrà consegnato nel formato 120x270.
*The item will be delivered size 120x270 until stocks are exhausted.

ATLANTIS

MOON

120x120 rett.	0005852
120x120 lapp.	0005857
60x120 rett.	0005862
60x120 lapp.	0005867
90x90 rett.	0005883
60x60 rett.	0006496
30x60 rett.	0006915

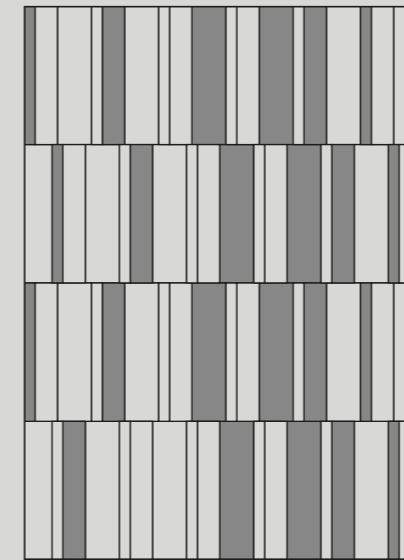


TAUPE


120x120 rett.	0005854
120x120 lapp.	0005859
60x120 rett.	0005864
60x120 lapp.	0005869
90x90 rett.	0005885
60x60 rett.	0006498
30x60 rett.	0006917



MIX SIZES 30x60 SCHEMI DI POSA / INSTALLATION PATTERNS



n. 01_pag. 20-21
 ■ eco chic 33,3%
 □ atlantis 66,7%



n. 02_pag. 34-35
 □ atlantis 100%

DECORI / DECORATIVE



	MIX SIZES rett.
	30x60
	Pcs box: 5x60 ☉ 6
	10x60 ☉ 6
	15x60 ☉ 6

	GREY	SMOKE	SAND	MOON	TAUPE
	0006500	0006502	0006504	0006501	0006503

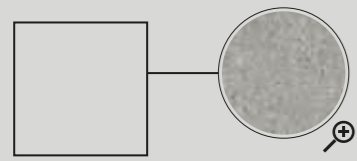
PEZZI SPECIALI / SPECIAL TRIMS



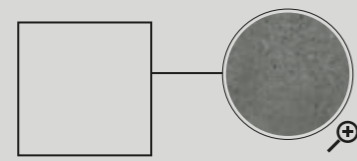
	GREY	SMOKE	SAND	MOON	TAUPE
BATTISCOPA rett. 5,5x120 ☉ 6	0006506	0006508	0006510	0006507	0006509
GRADONE TOP rett. 32x120x4,5x2 ☉ 1	0006511	0006513	0006515	0006512	0006514
ANGOLARE TOP SX rett. 32x120x4,5x2 ☉ 1	0006516	0006518	0006520	0006517	0006519
ANGOLARE TOP DX rett. 32x120x4,5x2 ☉ 1	0006521	0006523	0006525	0006522	0006524
GRADONE JOLLY rett. 40x120x20 ☉ 1	0006526	0006528	0006530	0006527	0006529

ATLANTIS

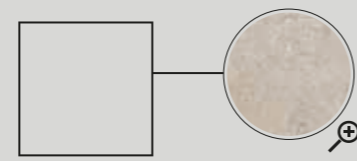
OUTDOOR R11 9 mm



60x60 ☞ 3
ATLANTIS GREY GRIP
0006534 rett.

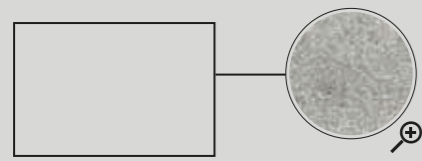


60x60 ☞ 3
ATLANTIS SMOKE GRIP
0006535 rett.

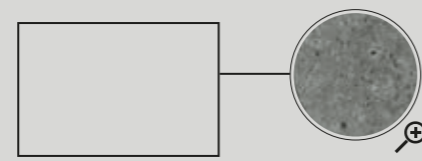


60x60 ☞ 3
ATLANTIS SAND GRIP
0006536 rett.

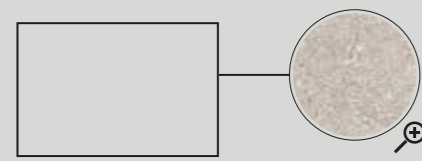
OUT.20 R11 20 mm



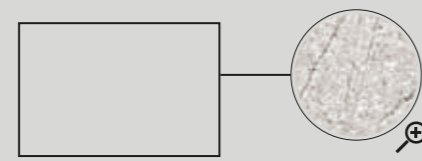
60x90 ☞ 1
ATLANTIS GREY HAMMERED
0007174 rett.



60x90 ☞ 1
ATLANTIS SMOKE HAMMERED
0007175 rett.








60x90 ☞ 1
ATLANTIS SAND HAMMERED
0007176 rett.



60x90 ☞ 1
ATLANTIS MOON HAMMERED
0007780 rett.

PEZZI SPECIALI / SPECIAL TRIMS 20 mm


		OUT.20 SMOKE HAMMERED	OUT.20 GREY HAMMERED	OUT.20 SAND HAMMERED	OUT.20 MOON HAMMERED
	BULLNOSE 60x90 ☞ 1	0007855	0007854	0008261	0007856
	ELEMENTO L 15x60x5 ☞ 2	0007010	0007009	0007011	0007781
	ELEMENTO L GRIP 15x60x5 ☞ 2	0007013	0007012	0007014	0007782
	GRIGLIA 15x60 ☞ 4	0007016	0007015	0007017	0007783
	ANG. GRIGLIA SX 15x60 ☞ 4	0007019	0007018	0007020	0007784
	ANG. GRIGLIA DX 15x60 ☞ 4	0007022	0007021	0007023	0007785

CONSIGLI DI POSA ADVICE FOR LAYING



POSA TRADIZIONALE
la posa tradizionale è ideale per la realizzazione di pavimentazioni carrabili.

TRADITIONAL INSTALLATION
traditional installation is ideal for floorings that will be driven over by vehicles.



POSA A SECCO SU GHIAIA
La posa su ghiaia permette il perfetto drenaggio delle acque piovane.

DRY INSTALLATION ON GRAVEL
Installing on gravel enables perfect drainage of rainwater.



POSA A SECCO SU ERBA
La posa diretta su erba permette di creare percorsi e camminamenti integrandosi perfettamente nell'ambiente.

DRY INSTALLATION ON GRASS
Installing directly on top of grass enables the creation of paths and walkways that blend in perfectly with the surroundings.



POSA A SECCO SU SABBIA
La posa su sabbia permette di creare percorsi e camminamenti per spiagge e stabilimenti balneari.

DRY INSTALLATION ON SAND
Installing on top of sand is ideal for creating paths and walkways on beaches and beach bars.




POSA SOPRAELEVATA DA ESTERNO

Il sistema di pavimentazione sopraelevata prevede l'utilizzo di supporti portanti di tipo autolivellante, regolabili oppure fissi che si adattano con semplicità e sicurezza ad ogni tipo di pavimento sottostante. Il sistema permette la realizzazione di piani di posa con altezze variabili, da terra, comprese fra 25 e 270 mm. L'indipendenza della pavimentazione dai supporti garantisce l'assorbimento di eventuali movimenti strutturali. Il sistema sopraelevato non necessita di massetto in cemento e consente una diminuzione del peso sulla struttura portante. Le fughe aperte tra una piastrella ed un'altra consentono un facile deflusso dell'acqua piovana evitando tutti i rischi di accumulo o di ristagno. La presenza dell'intercapedine fra il piano di calpestio e il piano di appoggio favorisce l'aerazione e l'isolamento termico. Questa soluzione permette inoltre il passaggio di impianti e tubazioni nell'intercapedine, e la facile ispezione degli stessi una volta installata la pavimentazione.

OUTDOOR RAISED LAYING SYSTEM

The raised floor system foresees the use of self-levelling, adjustable or fixed load bearing supports that easily adapt to the floor below in total safety. The system is suitable to create laying designs with variable heights from the ground, which range between 25 and 270 mm. The independence of the flooring from the supports guarantees the absorption of any structural movements. The raised system does not require a cement screed and reduces the load on the bearing structure. The open joints between the tiles allow rainwater to easily drain off, avoiding any risk of water accumulation or stagnation. The gap between the tread surface and the support surface favours ventilation and heat insulation. This solution allows for the installation of systems and piping in the gap, which can be easily inspected even once the floor has been installed.



ATLANTIS

RIVESTIMENTO IN PASTA BIANCA WHITE BODY WALL TILES

6 mm



40x120
0006931 ATLANTIS GREY rett.



40x120
0006932 ATLANTIS SAND rett.




40x120
0006933 ATLANTIS STICKS GREY rett.



40x120
0006934 ATLANTIS STICKS SAND rett.

ABBINAMENTO CON TINTE UNITE MATCHING WITH SOLID COLOURS



40x120
0007283 CHROME WHITE MATT rett.
0007284 CHROME WHITE GLOSSY rett.



WALL
Atlantis Sticks Grey 40x120 rett.

2x30 4
** FASCIA MICRO ORO
SCT066

2x30 4
** FASCIA MICRO ARGENTO
SCT067

** Articoli realizzati con metalli preziosi; si consiglia di pulire la superficie senza utilizzare prodotti contenenti sostanze abrasive.
** Items produced with precious metals; do not use products containing abrasive substances to clean the surface.

DECORI DA RIVESTIMENTO WALL DECORS


9 mm




5x60 4
0006775 LIST. AVIO rett.




5x60 4
0006776 LIST. PHARD rett.




5x60 4
0006777 LIST. SENAPE rett.




0,5x120 4
MATITA ALLUMINIO
0000086
Parte superiore arrotondata / Rounded top



0,5x120 4
MATITA ALLUMINIO WHITE
0000087
Parte superiore arrotondata / Rounded top



0,5x120 4
MATITA ALLUMINIO BLACK
0000088
Parte superiore arrotondata / Rounded top



0,5x120 4
MATITA ALLUMINIO RAME
0000556
Parte superiore piatta / Flat top




0,5x120 4
MATITA ALLUMINIO BRONZO
0000557
Parte superiore piatta / Flat top

Articoli realizzati in alluminio per l'uso a parete, adatti a raccordare piastrelle di diverso spessore (9 mm / 7 mm).
Aluminium strip for use between wall tiles of different thicknesses (9 mm / 7 mm).

ABBINAMENTO CON TINTE UNITE MATCHING WITH SOLID COLOURS

6 mm



160x320
0005374 CHROME WHITE SOFT rett.
0005376 CHROME WHITE LUX rett.



160x320
0005373 CHROME BLACK SOFT rett.

120x278
0008044 CHROME WHITE SOFT rett.
0008047 CHROME WHITE LUX rett.

120x278
0008045 CHROME BLACK SOFT rett.

ATLANTIS

CARATTERISTICHE TECNICHE TECHNICAL FEATURES

CLASSIFICAZIONE SECONDO NORME UNI EN 14411 (ISO 13006) ALLEGATO G-Gruppo B1a UGL
CLASSIFICATION IN ACCORDANCE WITH UNI EN 14411 (ISO 13006) ANNEX G-Group B1a UGL

GRES PORCELLANATO TUTTA MASSA / FULL BODY PORCELAIN

PROPRIETÀ FISICO-CHIMICHE PHYSICAL-CHEMICAL PROPERTIES	NORMA NORM	VALORE PRESCRITTO DALLE NORME VALUE PRESCRIBED FROM THE NORMS	VALORE ABK ABK VALUE ATLANTIS NAT.	VALORE ABK ABK VALUE ATLANTIS P.TECH	VALORE ABK ABK VALUE ATLANTIS GRIP/ OUT.20
LUNGHEZZA E LARGHEZZA DIMENSIONE MEDIA DI OGNI PIASTRELLA LENGTH AND WIDTH OF THE AVERAGE-SIZES TILE	UNI EN ISO 10545/2	± 0,5%	CONFORME ACCORDING	CONFORME ACCORDING	CONFORME ACCORDING
SPESSORE THICKNESS	UNI EN ISO 10545/2	± 5%	CONFORME ACCORDING	CONFORME ACCORDING	CONFORME ACCORDING
RETTILINEARITÀ SPIGOLI WARPAGES OF EDGES	UNI EN ISO 10545/2	± 0,5%	CONFORME ACCORDING	CONFORME ACCORDING	CONFORME ACCORDING
ORTOGONALITÀ WEDGING	UNI EN ISO 10545/2	± 0,6%	CONFORME ACCORDING	CONFORME ACCORDING	CONFORME ACCORDING
PLANARITÀ FLATNESS	UNI EN ISO 10545/2	± 0,5%	CONFORME ACCORDING	CONFORME ACCORDING	CONFORME ACCORDING
ASSORBIMENTO D'ACQUA WATER ABSORPTION	UNI EN ISO 10545/3	E ≤ 0,5%	CONFORME ACCORDING	CONFORME ACCORDING	CONFORME ACCORDING
RESISTENZA ALLA FLESSIONE BENDING STRENGTH	UNI EN ISO 10545/4	≥ 35 N/mm ²	CONFORME ACCORDING	CONFORME ACCORDING	CONFORME ACCORDING
FORZA DI ROTTURA BREAKING STRENGTH	UNI EN ISO 10545/4	≥ 1300 N	CONFORME ACCORDING	CONFORME ACCORDING	CONFORME ACCORDING
RESISTENZA ALL'ABRASIONE PROFONDA DELLE PIASTRELLE NON SMALTATE RESISTANCE TO DEEP ABRASION OF UNGLAZED TILES	UNI EN ISO 10545/6	< 175 mm ³	CONFORME ACCORDING	CONFORME ACCORDING	CONFORME ACCORDING
RESISTENZA AGLI SBALZI TERMICI THERMAL SHOCK RESISTANCE	UNI EN ISO 10545/9	RICHIESTA REQUIRED	RESISTE RESISTS	RESISTE RESISTS	RESISTE RESISTS
RESISTENZA AL GELO FROST RESISTANCE	UNI EN ISO 10545/12	RICHIESTA REQUIRED	INGELIVO FROST PROOF	INGELIVO FROST PROOF	INGELIVO FROST PROOF
RESISTENZA ALL'ATTACCO CHIMICO CHEMICAL RESISTANCE	UNI EN ISO 10545/13	MIN UB	CONFORME ACCORDING	CONFORME ACCORDING	CONFORME ACCORDING
RESISTENZA ALLE MACCHIE RESISTANCE TO STAINING	UNI EN ISO 10545/14	UGL VALORE DA DICHIARARE VALUE TO DECLARE	-	-	-
RESISTENZA ALLO SCIVOLAMENTO SLIP RESISTANCE	B.C.R.A. C.A.	μ 0,19 SCIVOLOSITÀ PERICOLOSA - DANGEROUSLY SLIPPERY 0,20 < μ < 0,39 SCIVOLOSITÀ ECCESSIVA - EXCESSIVELY SLIPPERY	> 0,40	> 0,40	> 0,40
	B.C.R.A. G.B.	0,40 < μ < 0,74 ATTRITO SODDISFACENTE - SATISFACTORY GRIP μ 0,75 ATTRITO ECCELLENTE - EXCELLENT GRIP	> 0,40	> 0,40	> 0,40
	ASTM C 1028 (S.C.O.F.)	SLIP RESISTANT (> 0,60)	> 0,60 DRY	> 0,60 DRY	> 0,60 DRY
			> 0,60 WET	> 0,60 WET	> 0,60 WET
	DIN 51130	IN FUNZIONE DELL'AMBIENTE O DELLA ZONA DI LAVORO BASING ON THE ENVIRONMENT OR THE WORKING AREA	R10	R10	R11
	DIN 51097	-	A+B	A+B	A+B+C
ANSI A 137-1:2012 (D.C.O.F.)	≥ 0,42	> 0,42	> 0,42	> 0,42	

VARIAZIONE CROMATICA SHADE VARIATION	V3	aspetto uniforme uniform appearance V1	lieve variazione slight variation V2	moderata variazione moderate variation V3	forte variazione substantial variation V4

IMBALLI PACKAGING

F.to nominale Nominal size	Finitura Finish	Spessore Thickness	F.to reale (mm) Work size (mm)	Imballo Packing	Pz/Scat. Pcs/Box	Mq/Scat. Sqm/Box	Kg/Scat. Kg/Box	Scat./Imb. Box/Packing	Pz Totali Pcs Total	Mq totali Sqm total	Kg Imb. Kg Packing	Kg Totali Kg Total
160x320 64"x128"	rett	6	1596,5x3195	Cassa Crate	-	-	-	-	15	76,80	139	1.279
				Cavalletto container Container Rack pallet	-	-	-	-	36	184,32	180	2.916
120x278 48"x111"	rett	6	1194x2780	Cassa Crate	-	-	-	-	20	66,80	95	1.100
				Cavalletto Rack pallet	-	-	-	-	36	120,24	120	1.930
				Cavalletto container Container Rack pallet	-	-	-	-	36	120,24	140	1.940
120x120 48"x48"	rett.	9	1194x1194	Pallet con sponde Pallet with sides	2	2,88	56,16	18	36	51,84	40	1.051
60x120 24"x48"	rett.	9	596x1194	pallet	2	1,44	28,00	30	60	43,20	20	860
90x90 36"x36"	rett.	9	895x895	pallet	2	1,62	34,00	22	44	35,64	20	768
60x60 24"x24"	rett.	9	596x596	pallet	3	1,08	21,20	40	120	43,20	20	868
30x60 12"x24"	rett.	9	297x596	pallet	6	1,08	21,20	40	240	43,20	20	868
30x60 mix sizes 12"x24"	rett.	9	297x596	pallet	6	1,08	21,20	40	240	43,20	20	868
40x120 16"x48"	rett.	6	400x1194	pallet	4	1,92	22,50	24	96	46,08	20	560
60x90 24"x36"	rett.	20	600x900	pallet	1	0,54	24,80	30	30	16,20	20	764

L'unità minima di vendita per tutti gli articoli (fondi, decori e pezzi speciali) è la scatola completa. / The minimum sales quantity for all items (plain tiles, decorations and special trims) is one full box. I dati relativi agli imballi sono aggiornati al momento della stampa del catalogo e pertanto possono subire variazioni nel corso del tempo. / Data referring to packaging have been update at time of printing; the actual data may be slightly different. Pezzi speciali e decori per effetto delle lavorazioni, possono presentare variazioni di tonalità. / Due to working process special trims and decors, may show variation in tonality.



La riproduzione dei colori è approssimativa.
Colour reproduction approximate.

Thanks to Liu Jo Living Collection
pag 24/25 - 32/33



Marketing ABK Group
Direfarecreare.it
20.9

ABK Group Industrie Ceramiche s.p.a. - via S.Lorenzo N.24/a - 41034 Finale Emilia - Modena Italy
tel. 0535 761311 - fax 0535 761320/92800/761351

www.abk.it
#abkemozioni

ABK

EMOZIONI IN SUPERFICIE